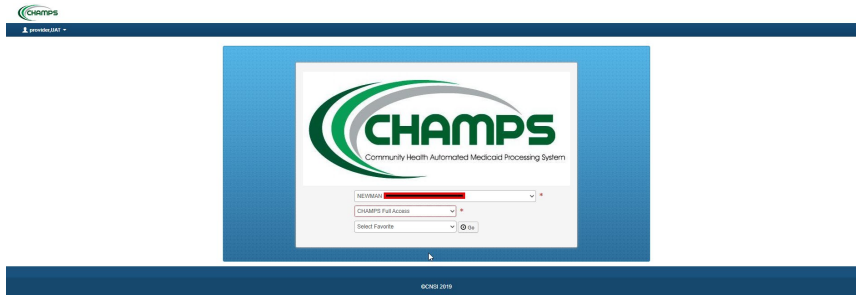
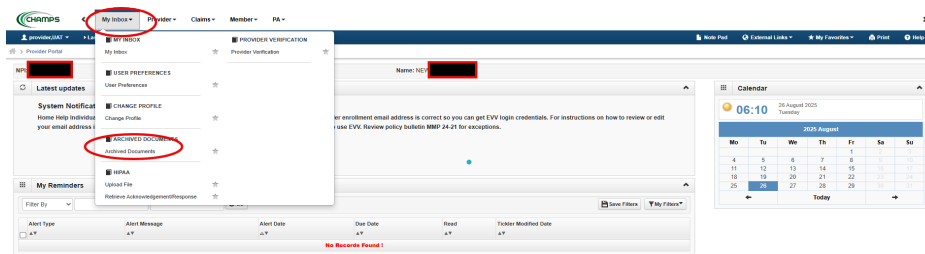


Michigan Medical Assistance Program Approval Letter Download Instructions

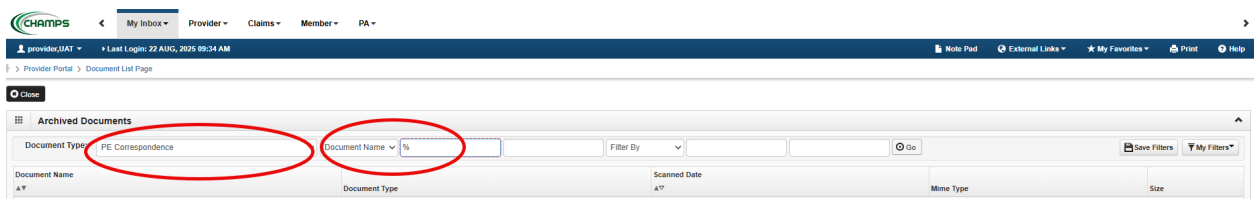
1. Log into Community Health Automated Medicaid Processing System (CHAMPS). Select the DOMAIN NAME and CHAMPS FULL ACCESS or PROVIDER ENROLLMENT ACCESS:



2. Click on MY INBOX and select ARCHIVED DOCUMENTS:



3. The screen below will appear. In the DOCUMENT TYPE filter, select PE CORRESPONDENCE. In the second filter, select DOCUMENT NAME and put a “%” in that box and hit GO:



4. The screen below will appear. It includes all correspondence sent to this provider. Click on the WELCOME LETTER:

